



FUND FACTS

Ninepoint High Interest Savings Fund – Series I Units

August 14, 2024

Manager: Ninepoint Partners LP

This document contains key information you should know about Ninepoint High Interest Savings Fund (“Fund”) Series I units. You can find more details in the Fund’s simplified prospectus. Ask your representative for a copy, contact Ninepoint Partners LP at 1-866-299-9906 or invest@ninepoint.com, or visit www.ninepoint.com.

Before you invest in any fund, consider how the fund would work with your other investments and your tolerance for risk.

On September 3, 2024, the Fund will become a “money market fund” as defined in National Instrument 81-102 *Investment Funds* and the name of the Fund will be changed to “Ninepoint Cash Management Fund”.

QUICK FACTS

Fund codes:	NPP 219	Fund Manager:	Ninepoint Partners LP
Date series started:	December 6, 2010	Portfolio Manager:	Ninepoint Partners LP
Total value of the Fund on July 31, 2024:	\$419.19 million	Distributions:	Monthly
Management expense ratio (MER):	0.00%	Minimum Investment:	Negotiated between Ninepoint Partners LP and the investor

WHAT DOES THE FUND INVEST IN?

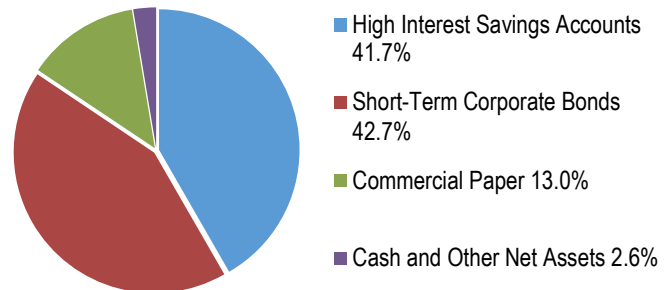
The Fund’s objective is to maximize yield on cash balances, while providing easy access to investments with daily liquidity. The Fund invests in high interest savings accounts offered at Schedule 1 Canadian Banks and/or high-quality money market securities.

The charts below give a snapshot of the Fund’s investments on July 31, 2024. The Fund’s investments will change.

Top 10 Investments (July 31, 2024)

1. Toronto Dominion Bank Cash Account	41.7%
2. Manulife Financial Corporation, Callable, 3.049%, Aug 20, 2024	7.0%
3. Honda Canada Finance Inc., 5.172%, Sep 27, 2024	5.3%
4. Sun Life Financial Inc., Callable, 2.380%, Aug 13, 2024	5.2%
5. Federation des Caisses Desjardins du Quebec, 2.417%, Oct 4, 2024	4.5%
6. Bank of Nova Scotia 2.490%, Sep 23, 2024	4.4%
7. National Bank of Canada, 5.009%, Aug 2, 2024	3.7%
8. Canadian Imperial Bank of Commerce, 2.350%, Aug 28, 2024	3.5%
9. National Bank of Canada, 2.580%, Feb 3, 2025	3.4%
10. Enbridge Gas Inc., 0.000%, Aug 8, 2024	2.6%
Total Percentage of top 10 investments	81.3%
Total number of investments	23

Investment Mix (July 31, 2024)



HOW RISKY IS IT?

The value of the Fund can go down as well as up. You could lose money.

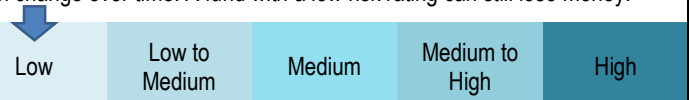
One way to gauge risk is to look at how much a fund’s returns change over time. This is called “volatility.”

In general, funds with higher volatility will have returns that change more over time. They typically have a greater chance of losing money and may have a greater chance of higher returns. Funds with lower volatility tend to

RISK RATING

Ninepoint Partners LP has rated the volatility of this Fund as **low**.

This rating is based on how much the Fund’s returns have changed from year to year. It doesn’t tell you how volatile the Fund will be in the future. The rating can change over time. A fund with a low risk rating can still lose money.



have returns that change less over time. They typically have lower returns and may have a lower chance of losing money.

For more information about the risk rating and specific risks that can affect the Fund's returns, see "What Are the Risks of Investing in the Fund?" section of the Fund's simplified prospectus.

NO GUARANTEES

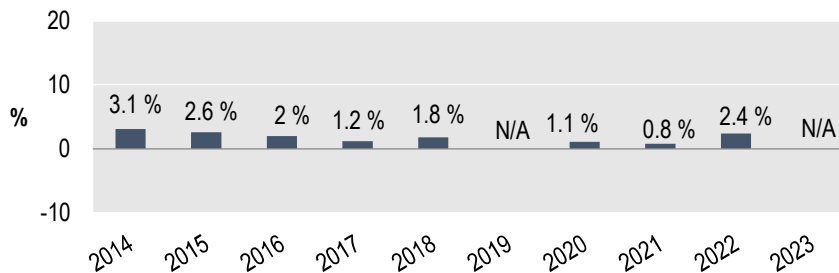
Like most mutual funds, this Fund does not have any guarantees. You may not get back the amount of money you invest. For any deposits made in bank deposit accounts, the Fund is not covered by the Canada Deposit Insurance Corporation or any other government deposit insurer.

HOW HAS THE FUND PERFORMED?

This section tells you how Series I units of the Fund have performed in the past 10 calendar years. Returns are after fund expenses have been deducted. These expenses reduce the Fund's returns.

Year-by-year returns

This chart shows how Series I units of the Fund performed in the past 10 calendar years. However, year-by-year returns for Series I units of the Fund have not been presented for 2019 and 2023 because Series I units were not outstanding for the full calendar years. The range of returns and change from year to year can help you assess how risky the Fund has been in the past. It does not tell you how the Fund will perform in the future.



Best and worst 3-month returns

This table shows the best and worst returns for Series I units of the Fund in a 3-month period over the past 10 calendar years and to July 31, 2024. However, the best and worst 3-month returns are only being presented for 2014-2018 and 2020-2022 since Series I units were not outstanding for the full calendar year in 2019 or 2023. The best and worst 3-month returns could be higher or lower in the future. Consider how much of a loss you could afford to take in a short period of time.

	Return	3 months ending	If you invested \$1,000 at the beginning of the period
Best return	3.97%	February 28, 2019	Your investment would rise to \$1,039.67.
Worst return	-1.13%	July 31, 2017	Your investment would fall to \$988.66.

Average return

The annual compound return of Series I units of the Fund has not been presented because Series I units of the Fund have not been outstanding since January 29, 2024.

WHO IS THIS FUND FOR?

The Fund is suitable for those investors who seek to maximize yield on cash balances, while having easy access to investments with daily liquidity. The Fund is suitable for investors with a low risk tolerance and a short-term investment horizon.

A WORD ABOUT TAX

In general, you'll have to pay income tax on any money you make on a fund. How much you pay depends on the tax laws where you live, the type of earnings (i.e., income or capital gains), and whether or not you hold the Fund in a registered plan such as a Registered Retirement Savings Plan or a Tax-Free Savings Account.

Keep in mind that if you hold your Fund in a non-registered account, fund distributions are included in your taxable income, whether you get them in cash or have them reinvested.

HOW MUCH DOES IT COST?

The following tables show the fees and expenses you could pay to buy, own and sell Series I units of the Fund. The fees and expenses – including any commissions – can vary among series of a fund and among funds. Higher commissions can influence representatives to recommend one investment over another. Ask about other series, funds and investments that may be suitable for you at a lower cost.

1. Sales Charges

There are no sales charges or commissions payable to your representative's firm for Series I units of the Fund.

2. Fund Expenses

You don't pay these expenses directly. They affect you because they reduce the Fund's returns.

As of December 31, 2023, the Fund's expenses were 0.00% of its value. This equals \$0.00 for every \$1,000 invested.

Annual Rate (as a % of the Fund's value)	
Management expense ratio (MER)	0.00%
This is the total of the Fund's operating expenses. Some of the Fund's expenses were waived. If they had not been waived, the MER would have been higher.	
Trading expense ratio (TER)	0.00%
These are the Fund's trading costs.	
Fund expenses	0.00%

More about the trailing commission

The trailing commission is an ongoing commission. It is paid for as long as you own the Fund. It is for the services and advice that your representative and his or her firm provide to you.

Ninepoint Partners LP may pay a trailing commission to your representative's firm. The rate is negotiated by Ninepoint Partners LP and your representative's firm and ranges from 0% to 0.25% of your investment each year (\$0 to \$2.50 each year on every \$1,000 held).

3. Other Fees

You may have to pay other fees when you buy, hold, sell or switch units of the Fund.

FEE	WHAT YOU PAY
Management Fee	The series' annual management fee is negotiated by the investor and paid outside the Fund. It would not exceed 0.39%.
Registered Tax Plan Fees	No fee is charged to open, close or administer a registered tax plan administered by Ninepoint Partners LP. However, for other registered tax plans holding other investments in addition to securities of a Ninepoint mutual fund, an annual trustee fee may apply payable to the administrator of the plan.

WHAT IF I CHANGE MY MIND?

Under securities law in some provinces and territories, you have the right to

- withdraw from an agreement to buy mutual funds within two business days after you receive a simplified prospectus or Fund Facts document, or
- cancel your purchase within 48 hours after you receive confirmation of the purchase.

In some provinces and territories, you also have the right to cancel a purchase, or in some jurisdictions, claim damages, if the simplified prospectus, Fund Facts document or financial statements contain a misrepresentation. You must act within the time limit set by the securities legislation in your province or territory.

For more information, see the securities law of your province or territory or ask a lawyer.

FOR MORE INFORMATION

Contact Ninepoint Partners LP or your representative for a copy of the Fund's simplified prospectus and other disclosure documents. These documents and the Fund Facts make up the Fund's legal documents.

Ninepoint Partners LP
Royal Bank Plaza, South Tower
200 Bay Street, Suite 2700, P.O. Box 27
Toronto, Ontario M5J 2J1

Tel: 416-943-6707
Fax: 416-628-2397
Email: invest@ninepoint.com
Website: www.ninepoint.com
Toll Free: 1 (866) 299-9906

To learn more about investing in mutual funds, see the brochure **Understanding mutual funds**, which is available on the website of the Canadian Securities Administrators at www.securities-administrators.ca.