

The Evolving Case for Gold

A practical look at gold's
role in your portfolio




Gold Stands the Test of Time

In an ever-changing economic landscape, investors are constantly seeking assets that offer stability, security, and long-term value. Gold has stood the test of time—not only as a precious metal but as a proven financial asset with unique benefits.

1. A Proven Store of Value Across Generations

In the 1960s, a standard 400-ounce gold bar, worth around CAD \$15,000, could purchase a typical Canadian home. In December 2025, with gold prices exceeding CAD \$5,900 per ounce, that same bar is valued at over CAD \$2.3 million—enough to buy a home in many parts of the country. This demonstrates gold's enduring ability to preserve purchasing power and act as a reliable hedge against inflation.



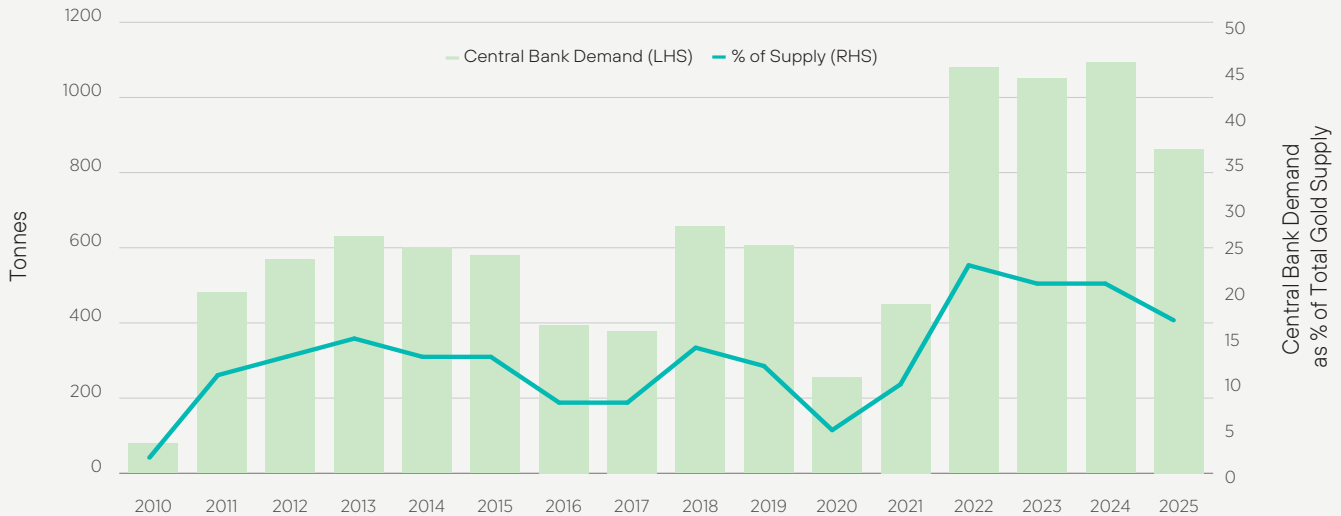
Source: World Gold Council. Based on 1965 gold price CAD\$37/oz and 12/31/2025 gold price CAD\$5,929/oz.

Gold's value tends to remain stable—or even rise—during periods of economic uncertainty, making it an essential component in a resilient investment portfolio. Unlike other financial assets, gold is tangible and independent of any single issuer or government, offering investors a sense of trust, permanence, and long-term security.

2. Central Banks Continue to Accumulate Gold

In 2022, central banks around the world purchased a record amount of gold—and have continued buying at a record pace. We expect this trend to continue, as central banks seek greater reserve diversification and long-term financial stability. The scale of ongoing purchases is significant and serves as a key support for the gold price, reinforcing gold’s value as a strategic asset in any well-diversified investment portfolio.

Central Bank Demand (2010-2025)



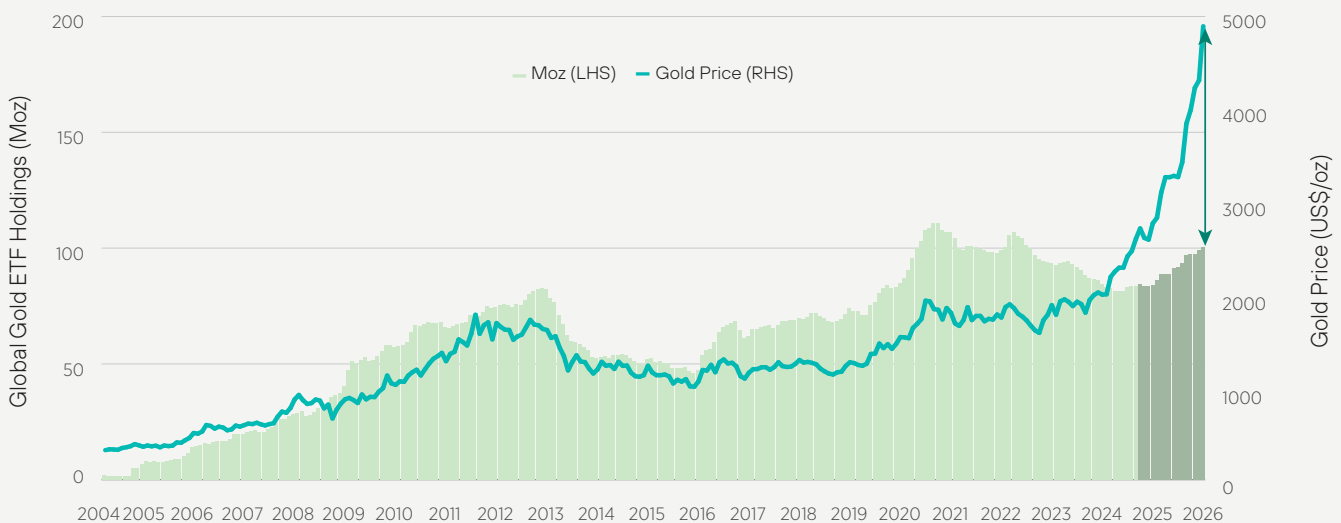
Source: Central Banks, World Gold Council; Data as of 12/31/2025. Total supply includes mine production, net producer hedging, and recycled gold.

3. Re-emerging Interest from Western Investors

In 2024, gold prices rallied, despite Gold ETF outflows—signaling that many investors stayed on the sidelines. This disconnect suggests the rally wasn’t fully embraced by broader markets. In 2025, renewed interest from Western investors helped support both gold and gold equities.

Despite the strong performance in H2 2025, equity valuations in the gold sector remain compelling relative to historical levels, while institutional investors continue to be underweight the sector. Looking ahead, this backdrop may continue to create opportunities for investors.

Gold ETF Demand and Gold Price

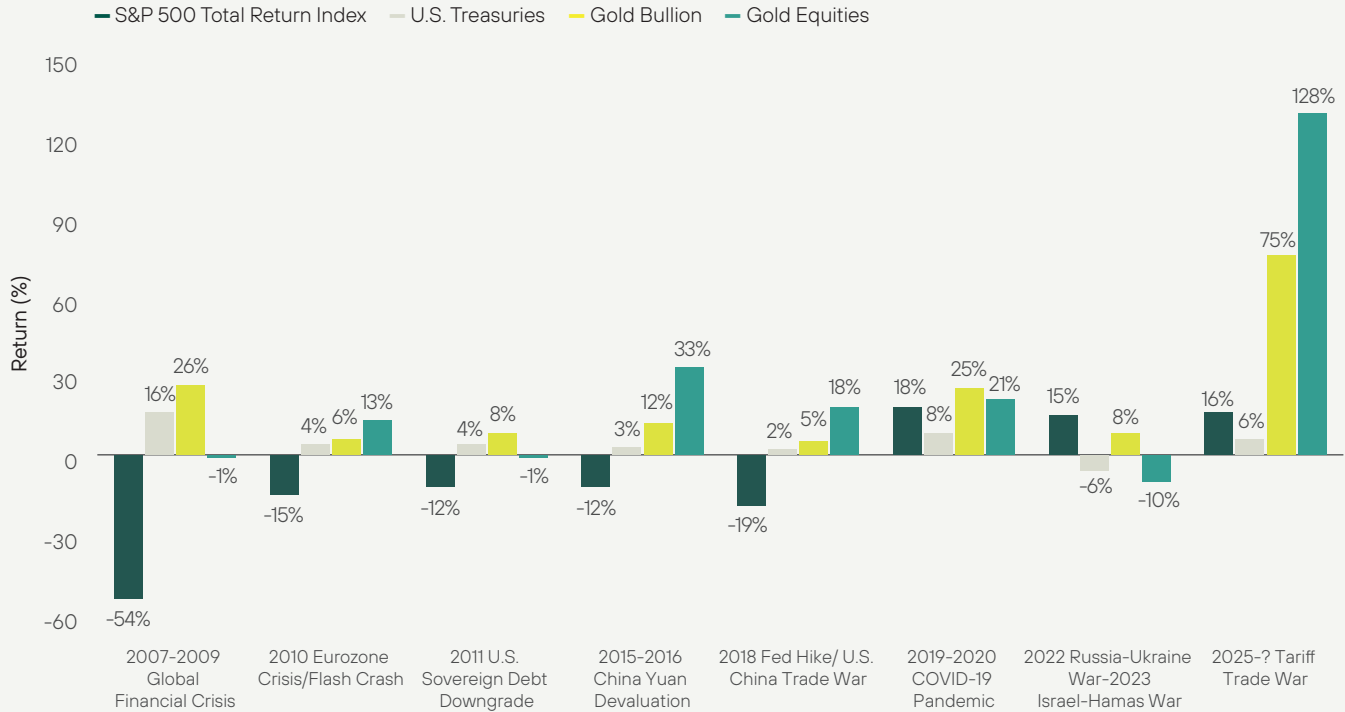


Source: Bloomberg. Data as of 1/30/2026.

4. Gold Provides Proven Portfolio Protection

During periods of economic uncertainty gold bullion has returned an average of +20.63% compared to -7.88% for the S&P 500.

Performance % of S&P 500 Index vs Spot Gold During Periods of Uncertainty (2007-2026)

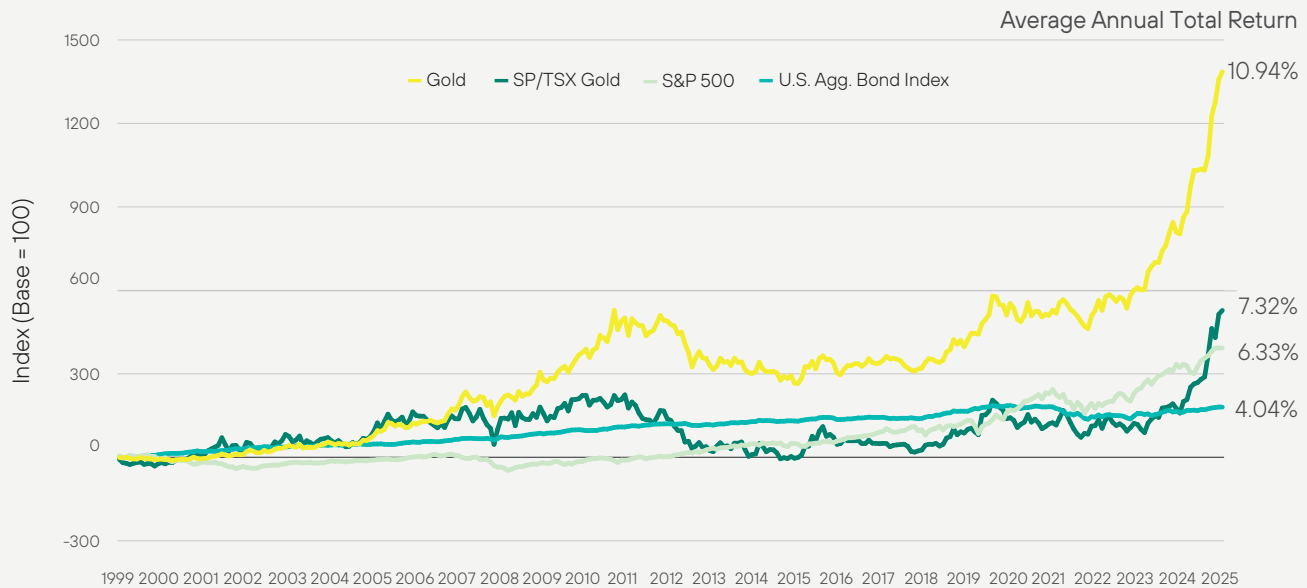


Source: Bloomberg. Data as of 1/30/2026. *The beginning and ending periods selected are our best estimate of the highest impact periods of each crisis and does not necessarily indicate the exact beginning or ending of the specific event. This information is presented for illustrative purposes only. Dates used: Global Financial Crisis: 10/11/2007-3/6/2009; Eurozone Crisis: 4/20/2010-7/1/2010; U.S. Sovereign Debt Downgrade: 7/25/2011-8/9/2011; China Yuan Devaluation: 8/18/2015-2/11/2016; Fed Rate Hike & China Trade War: 9/20/2018-12/24/2018; COVID-19 Pandemic: 12/31/2019-12/31/2020; Russia-Ukraine Israel-Hamas War: 2/24/2022-12/31/2023; U.S. Trade Tariff War 2/1/2025-1/30/2026. S&P 500 TR Index is measured by the SPXTR; U.S. Treasuries are measured by Bloomberg Barclays US Treasury Total Return Unhedged USD (LUATTRUU); and Gold Bullion is measured by spot gold (Bloomberg GOLDS Comdty).

“Gold has outperformed the S&P 500 in 7 out of the past 8 periods of economic uncertainty.”

5. Consistent Long Term Performance

Gold has consistently outperformed equities and bonds over the last 25 years.

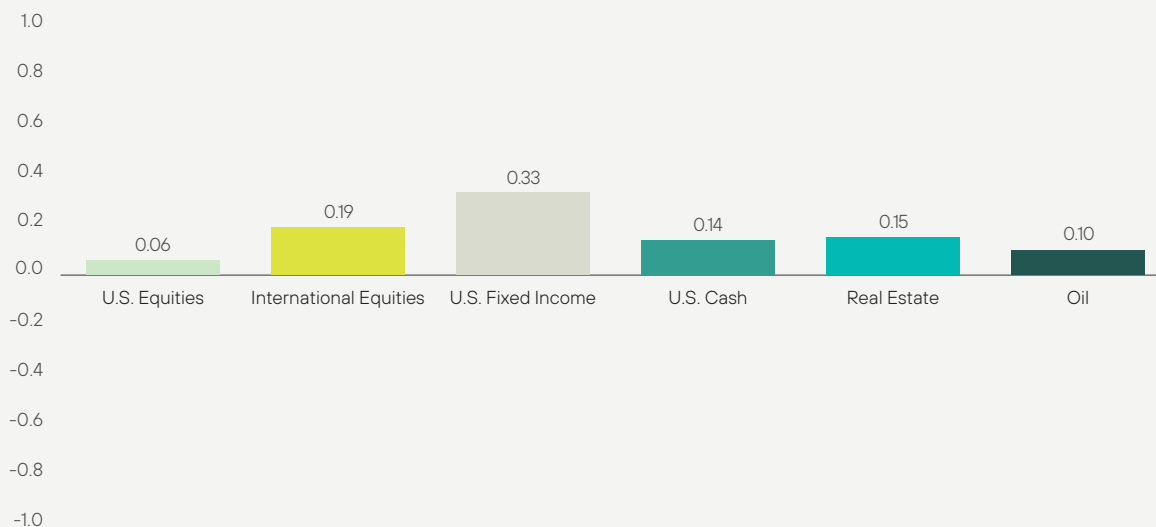


Source: Bloomberg. Period 12/31/1999-12/31/2025.

6. Gold Helps Balance Your Portfolio

In today's interconnected markets, many traditional investments, like equities, real estate, and broad commodities, often respond similarly to shifts in economic conditions and investor confidence. Gold, on the other hand, tends to behave differently. Its price is influenced by distinct factors, such as central bank policies, currency movements, and geopolitical risks. This means gold has historically shown low correlation with other major asset classes. By adding gold to a diversified portfolio, investors may benefit from its potential to reduce overall volatility.

Gold's Relationship with Major Asset Classes (25 Year Correlation)

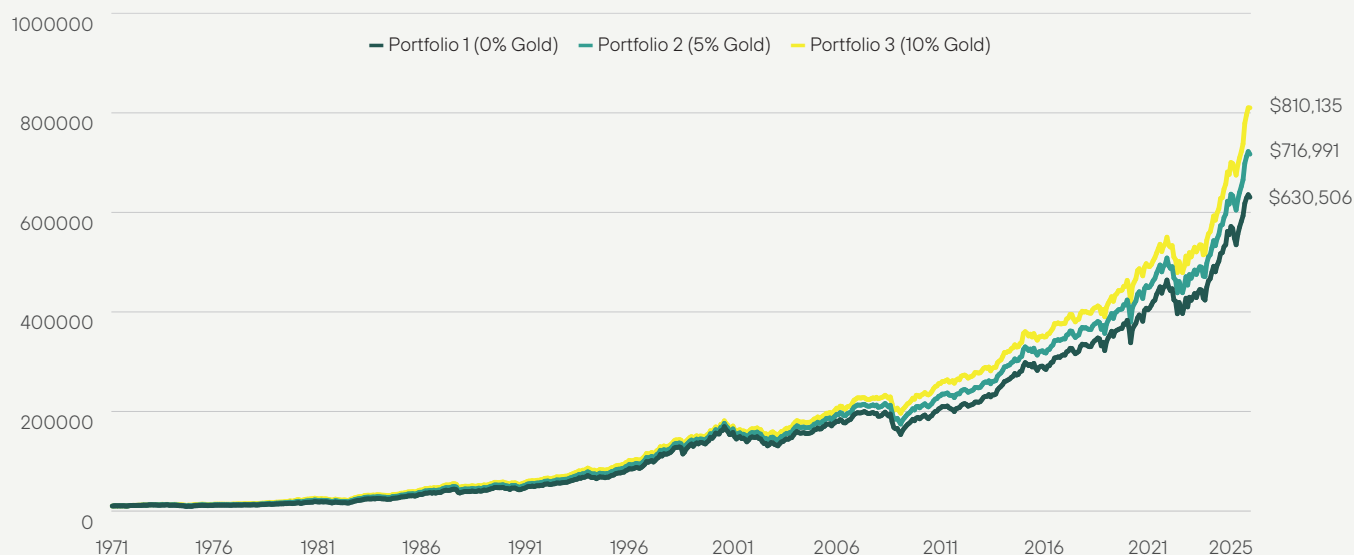


A correlation of 1.00 means two assets move exactly together. Values below 1.00 indicate less alignment with gold's price movements. The closer the number is to zero, the weaker the correlation. Source: Morningstar, Bloomberg. Period reflects the past 25 years at 1/30/2026. Gold is measured by GOLDS Comdty Spot Price; U.S. Equities by the S&P 500 Index; International Equities by the MSCI EAFE Index; U.S. Fixed Income by the Bloomberg Barclays US Aggregate Bond Index; U.S. Cash by the S&P US Treasury Bill 0-3 Month Index; Real Estate by the Dow Jones US Select REIT Index; and Oil by the S&P GSCI Crude Oil Total Return CME Index.

7. We Believe Gold Can Help Offset Risk and Improve Returns

An allocation to gold can improve the risk/return profile of your portfolio by providing a simple, time-tested way to add stability and help protect your investments when markets get rocky.

Growth of \$10,000



	Portfolio 1*	Portfolio 2*	Portfolio 3*
Gold	0.0%	5.0%	10.0%
Canadian Bonds	40.0%	40.0%	40.0%
U.S. Equities	30.0%	27.5%	25.0%
Canadian Equities	30.0%	27.5%	25.0%

	Portfolio 1	Portfolio 2	Portfolio 3
Cumulative Return	6205.1%	7069.9%	7947.5%
Annualized Return	7.7%	7.9%	8.2%
Volatility	8.9%	8.27%	7.8%
Max Drawdown	(25.8%)	(21.4%)	(17.6%)
Sharpe Ratio (1971-2025)	0.443	0.545	0.645

For illustrative purposes only. *Portfolios are rebalanced annually. Gold represented by Gold Commodity price, Canadian Bonds (FTSE TMX Canada Bond Index), U.S. Equities (S&P 500), Canadian Equities (S&P/TSX Composite Index). Source: Bloomberg, FPSC. Data as of 12/31/2025.

Multiple Ways to Invest in Gold

Gold isn't just for vaults and safety deposit boxes. Today, investors have a range of convenient options to gain exposure to gold, depending on their goals and preferences:



Physical Bullion: Coins and bars offer direct ownership of gold and can be stored privately or in secure facilities.



Gold ETFs: Exchange-traded funds backed by physical gold provide liquidity, ease of trading, and low management fees. Some ETFs also offer exposure to gold-related equities, such as mining companies, for those seeking additional growth potential.



Gold Mutual Funds: Professionally managed funds offer exposure to both physical bullion and gold-related equities, with the added benefit of active portfolio oversight.

Each method has its own advantages, and the right choice depends on your investment objectives, risk tolerance, and time horizon.

Understanding the Risks

Buying gold can make sense for many investors, to provide balance and stability in their portfolios. Although, like most investments, it also carries inherent risks that should be considered when determining whether or not it is a good fit for your investment portfolio.

Price volatility

The price of gold may fluctuate significantly over short periods of time. This can make it difficult to predict its value.

Inflation risk

Some investors buy gold as a hedge against inflation, but there is no guarantee that the price of gold will increase along with the rate of inflation.

Storage and insurance costs

If you own physical gold, you will need to store it safely and insure it against loss or damage. These costs can add to the overall cost of your investment.

Political risk

Gold prices can be affected by political events, such as wars, national elections, and changes in government policies.

Ninepoint Precious Metals and Resource Solutions

	Available as:		Inception Date	Risk Tolerance
	Mutual Fund	ETF Series (Ticker)		
Equities				
Ninepoint Gold & Precious Minerals Fund	Yes	GLDE	10/13/2004	High
Ninepoint Mining Evolution Fund ²	Yes	NMNG	10/18/2011	High
Ninepoint Silver Equities Fund	Yes	–	2/8/2012	High
Ninepoint Resource Fund Class	Yes	–	2/8/2022	High
Bullion				
Ninepoint Gold Bullion Fund ¹	Yes	GBUL	3/18/2009	Medium
Ninepoint Silver Bullion Fund ¹	Yes	SBUL	5/10/2011	High

1. Sub-advised by Sprott Asset Management

2. Formerly Ninepoint Resource Class. A special meeting of the unitholders of the Fund held on August 11, 2025 approved the change in the investment objective of the Fund (the IO Change) and the change of the reference index used in the calculation of the incentive fee to be consistent with the Fund's new investment objective and to reset the incentive fee (the Incentive Fee Changes) and, together with the IO Change, (the Proposed Changes). On September 02, 2025 all the Proposed Changes were implemented and Ninepoint Partners LP (the "Manager") also changed the name of the Fund to "Ninepoint Mining Evolution Fund".

To learn more, visit
ninepoint.com



DISCLAIMER

Ninepoint Partners LP is the investment manager to a number of funds (collectively, the "Funds"). Important information about these Funds, including their investment objectives and strategies, purchase options, and applicable management fees, performance fees (if any), and expenses, is contained in their prospectus. Please read the prospectus carefully before investing.

The opinions, estimates and projections ("information") contained within this report are solely those of Ninepoint Partners LP ("Ninepoint") and are subject to change without notice. Ninepoint makes every effort to ensure that the information has been derived from sources believed to be reliable and accurate. However, Ninepoint assumes no responsibility for any losses or damages, whether direct or indirect, which arise out of the use of this information. Ninepoint is not under any obligation to update or keep current the information contained herein. The information should not be regarded by recipients as a substitute for the exercise of their own judgment. Please contact your own personal advisor on your particular circumstances. Views expressed regarding a particular company, security, industry or market sector should not be considered an indication of trading intent of any investment funds managed by Ninepoint Partners LP. These views are not to be considered as investment advice nor should they be considered a recommendation to buy or sell.

Commissions, trailing commissions, management fees, performance fees (if any), and other expenses all may be associated with investing in the Funds. Please read the prospectus carefully before investing. The indicated rate of return for series F units of the Fund for the period ended December 31, 2025 is based on the historical annual compounded total return including changes in unit value and reinvestment of all distributions and do not take into account sales, redemption, distribution or optional charges or income taxes payable by any unitholder that would have reduced returns. Mutual funds are not guaranteed, their values change frequently and past performance may not be repeated. This communication does not constitute an offer to sell or solicitation to purchase securities of the Funds.

The Risks associated with investing in a Fund depend on the securities and assets in which the Funds invests, based upon the Fund's particular objectives. There is no assurance that any Fund will achieve its investment objective, and its net asset value, yield and investment return will fluctuate from time to time with market conditions. There is no guarantee that the full amount of your original investment in a Fund will be returned to you. The Funds are not insured by the Canada Deposit Insurance Corporation or any other government deposit insurer. Please read a Fund's prospectus or offering memorandum before investing.

The information contained herein does not constitute an offer or solicitation by anyone in the United States or in any other jurisdiction in which such an offer or solicitation is not authorized or to any person to whom it is unlawful to make such an offer or solicitation. Prospective investors who are not resident in Canada should contact their financial advisor to determine whether securities of the Ninepoint Partners LP Funds referred to on this website may be lawfully sold in their jurisdiction.

Ninepoint Partners LP: Toll Free: 1.888.362.7172. DEALER SERVICES: CIBC Mellon GSSC Record Keeping Services: Toll Free: 1.877.358.0540