

# Ninepoint Mining Evolution Fund

FORMERLY NINEPOINT RESOURCE FUND  
SERIES F - NPP864

A special meeting of the unitholders of the Fund held on August 11, 2025 approved the change in the investment objective of the Fund (the IO Change) and the change of the reference index used in the calculation of the incentive fee to be consistent with the Fund's new investment objective and to reset the incentive fee (the Incentive Fee Changes) and, together with the IO Change, (the Proposed Changes). On September 02, 2025 all the Proposed Changes will be implemented and Ninepoint Partners LP (the "Manager") will also change the name of the Fund to "Ninepoint Mining Evolution Fund".

**Resource Sector**  
FUND

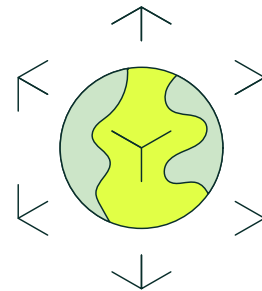
**Annual**  
DISTRIBUTIONS\*

**High**  
RISK TOLERANCE

## WHY THIS FUND


### 1 Focused Exposure to Natural Resources

Invests primarily in global equity and equity related securities involved in the metal and mining sector.



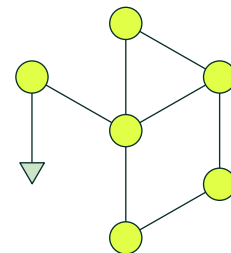
### 2 Capital Appreciation Potential

Targets opportunities through investment in metals and mining equities poised to benefit from evolving growth, demand trends and commodity price appreciation.



### 3 Leverage to Commodity Cycles

Positioned to capitalize on cyclical market dynamics across metals, mining, and commodity markets, offering investors participation in periods of rising commodity prices.



PERFORMANCE SNAPSHOT (as of April 30, 2026)

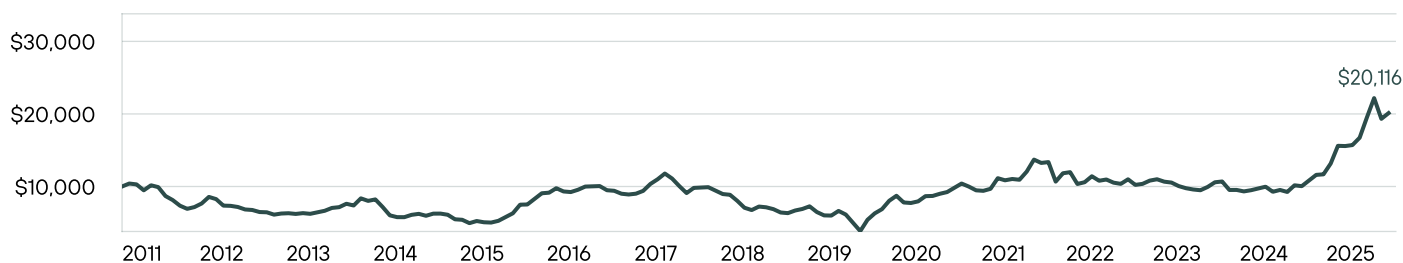
COMPOUNDED RETURNS (%)<sup>1</sup> | INCEPTION DATE: OCTOBER 18, 2011

	1M	YTD	3M	6M	1YR	3YR	5YR	10YR	INCEPTION
Fund	4.10	20.31	3.09	29.15	100.24	22.32	15.39	10.38	4.92

MONTHLY RETURNS (%)<sup>1</sup>

	JAN	FEB	MAR	APR	MAY	JUN	JUL	AUG	SEP	OCT	NOV	DEC	YTD
2026	16.70	13.67	-12.88	4.10									20.31
2025	2.67	-2.89	9.91	-1.16	7.71	7.24	0.64	12.75	18.54	-0.21	0.87	6.42	80.27
2024	-1.83	-1.08	4.79	6.46	1.05	-10.94	0.05	-2.13	1.78	2.53	2.46	-6.98	-5.05
2023	1.57	-3.95	-1.58	6.07	-7.00	1.37	4.35	1.72	-3.02	-1.17	-4.58	-2.89	-9.49
2022	-0.96	10.30	13.71	-3.35	0.88	-20.16	10.80	1.28	-13.59	2.34	7.77	-5.43	-2.20
2021	0.36	3.44	2.62	6.49	5.85	-4.05	-5.14	-0.75	2.96	15.13	-2.62	1.67	27.31
2020	-7.57	-18.74	-22.69	40.51	16.32	9.21	16.81	8.59	-10.59	-0.93	2.92	8.98	30.62
2019	7.14	-1.41	-3.59	-6.70	-1.37	5.72	3.17	5.28	-10.82	-7.14	-0.42	10.72	-1.75
2018	-5.88	-9.37	-9.55	7.84	0.49	0.51	-4.75	-5.04	-1.14	-9.35	-11.93	-4.52	-42.72
2017	4.59	0.14	0.54	-5.68	-0.83	-4.28	-1.19	1.26	4.28	10.16	6.25	7.19	23.42
2016	4.76	9.77	9.08	18.80	0.37	10.07	9.51	0.90	6.70	-4.55	-0.90	3.43	89.90
2015	5.56	2.24	-4.24	4.93	0.11	-2.57	-10.23	-1.25	-8.54	5.89	-3.28	-0.79	-12.86
2014	3.37	5.91	1.52	6.54	-3.13	13.33	-4.17	2.53	-12.65	-16.10	-4.12	-0.07	-10.31
2013	-2.15	-4.75	-1.08	-4.17	-0.56	-5.00	2.50	0.67	-1.52	1.74	-1.49	3.23	-12.25
2012	7.30	-2.47	-12.38	-6.44	-9.49	-5.92	3.50	6.90	11.83	-3.54	-10.85	-0.42	-22.60
2011										4.09	-1.14	-7.92	-5.25

GROWTH OF \$10,000 INVESTED<sup>1</sup>



TOP TEN HOLDINGS

ISSUER NAME
ABRASILVER RESOURCE CORP
ARIZONA SONORAN COPPER COMPANY INC
CAMECO CORPORATION
CANALASKA URANIUM LTD
G MINING VENTURES CORP
K92 MINING INC
LYNAS RARE EARTHS LTD
MIDNIGHT SUN MINING CORP
NINEPOINT ENERGY FUND
OSISKO METALS INC

STATISTICAL ANALYSIS

STATISTICS	FUND
Cumulative Return	101.2%
Standard Deviation	27.4%
Sharpe Ratio	0.24
Total Positive Months	91
Total Down Months	83

SECTOR ALLOCATION

Materials	74.3%
Energy	19.5%
Cash and Cash Equivalents	6.2%

GEOGRAPHIC ALLOCATION

Canada	80.1%
Australia	10.8%
United States	2.9%

SECTOR ALLOCATION COMMODITY MIX

Gold	28.0%
Copper	25.3%
Uranium	12.9%
Energy Fund	6.6%
Cash & Other	6.2%
Lithium	6.1%
Rare Earths	6.1%
Silver	6.1%
Critical & Industrial Minerals	2.7%

## FUND OBJECTIVE

The investment objective of the Fund is to seek to achieve long-term capital growth. The Fund invests primarily in global equity and equity-related securities of companies that are involved directly or indirectly in the metals and mining sector.

## FUND CODES

Series A	NPP860
Series ETF*	NMNG
Series F	NPP864
Series P	NPP869
Series PF	NPP870
Series Q	NPP871
Series QF	NPP872

\*Exchange: Toronto Stock Exchange (TSX)

## FUND DETAILS

Fund Type	Resource Sector
Inception Date	October 18, 2011
Registered Tax Plan Status	Eligible
Distributions*	Annually
Management Fee	Series A: 2.00% Series ETF: 1.00% Series F: 1.00% Series P: 1.90% Series PF: 0.90% Series Q: 1.80% Series QF: 0.80%
Performance Fee	10% of excess over blended benchmark index <sup>†</sup>
Minimum Initial Investment	\$500
Minimum Subsequent Investment	\$25
Minimum Investment Term	20 days (1.5% penalty)
Redemptions	Daily
Valuations	Daily

<sup>†</sup>Blended Index MSCI World IMI Selected Metals & Mining and Coal & Consumable Fuels 5% Capped Index and is computed by Ninepoint Partners LP based on available index information.

\*Distributions are net realized income, which fluctuate from month to month, and are subject to change without notice.

## MANAGED BY



**Nawojka Wachowiak, M.Sc., CIM**  
Senior Portfolio Manager



**Eric Yao**  
Analyst

## NOTES

---



---



---



---



---



---



---

# Ninepoint Mining Evolution Fund



[ninepoint.com](https://ninepoint.com)

<sup>1</sup>All returns and fund details are a) based on Series F shares; b) net of fees; c) annualized if period is greater than one year; d) as at April 30, 2026.

Where applicable, all figures are annualized and based on monthly returns since inception. Risk-free rate and minimum acceptable rate calculated using rolling 90-day CDN T-bill rate. The rate of return or mathematical table shown is used only to illustrate the effects of the compound growth rate and is not intended to reflect future values of the mutual fund or returns on investment in the mutual fund. Top ten holdings, sector allocation and geographic allocation as at April 30, 2026. Top ten holdings based on % of net asset value. Sector allocation based on % of net asset value. Geographic allocation based on % of net asset value and excludes cash. Numbers may not add up due to rounding. Cash and cash equivalents include non-portfolio assets and/or liabilities.

The rate of return is used only to illustrate the effects of the compound growth rate and is not intended to reflect future values of the investment fund or returns on investment in the investment fund.

In each taxation year, the Fund will distribute to its investors a sufficient amount of the Fund's net income and net realized capital gains so that the Fund will not pay any income tax. The net income and the net realized capital gains of the Fund will be distributed annually in December.

**The Fund is generally exposed to the following risks: Active management risk; Commodity risk; Concentration risk; Convertible securities risk; Currency risk; Cybersecurity risk; Derivatives risk; Exchange traded funds risk; Foreign investment risk; Inflation risk; Liquidity risk; Market risk; Performance fee risk; Regulatory risk; Rule 144A and other exempted securities risk; Securities lending, repurchase and reverse repurchase transactions risk; Series risk; Short selling risk; Small capitalization natural resource company risk; Small company risk; Specific issuer risk; Tax risk; Uninsured losses risk.**

Ninepoint Partners LP is the investment manager to the Ninepoint Funds (collectively, the "Funds"). Commissions, trailing commissions, management fees, performance fees (if any), and other expenses all may be associated with investing in the Funds. Please read the prospectus carefully before investing. The indicated rate of return for Series F shares of the Fund for the period ended April 30, 2026 is based on the historical annual compounded total return including changes in share value and reinvestment of all distributions and does not take into account sales, redemption, distribution or optional charges or income taxes payable by any unitholder that would have reduced returns. Mutual funds are not guaranteed, their values change frequently and past performance may not be repeated. The information contained herein does not constitute an offer or solicitation by anyone in the United States or in any other jurisdiction in which such an offer or solicitation is not authorized or to any person to whom it is unlawful to make such an offer or solicitation. Prospective investors who are not a resident in Canada should contact their financial advisor to determine whether securities of the Fund may be lawfully sold in their jurisdiction.

The information provided is general in nature and is provided with the understanding that it may not be relied upon as, nor considered to be, the rendering of tax, legal, accounting or professional advice. Readers should consult with their own accountants and/or lawyers for advice on the specific circumstances before taking any action.

Ninepoint Partners LP: Toll Free: 1.866.299.9906. DEALER SERVICES: CIBC Mellon GSSC Record Keeping Services: Toll Free: 1.877.358.0540.