

Ninepoint Resource Fund Class

SERIES A - NPP970

Resource Sector
FUND

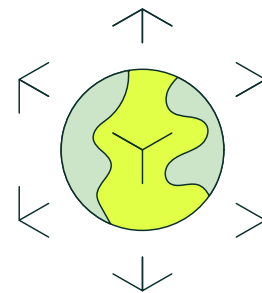
Annual
DISTRIBUTIONS*

High
RISK TOLERANCE

WHY THIS FUND


1 Focused Exposure to Natural Resources

Offers direct investment exposure to Canadian and international companies engaged primarily in the resource sector, including energy, mining, precious metals, and related industries.



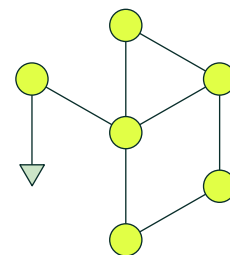
2 Capital Appreciation Potential

Targets significant growth opportunities through strategic investments in resource companies poised to benefit from global demand trends and commodity price appreciation.



3 Leverage to Commodity Cycles

Positioned to capitalize on cyclical market dynamics within the resource and commodity markets, offering investors participation in periods of rising commodity prices.



PERFORMANCE SNAPSHOT (as of May 31, 2026)

COMPOUNDED RETURNS (%)¹ | INCEPTION DATE: FEBRUARY 8, 2022

	1M	YTD	3M	6M	1YR	3YR	INCEPTION
Fund	1.44	20.77	-10.43	27.31	86.15	26.85	7.46

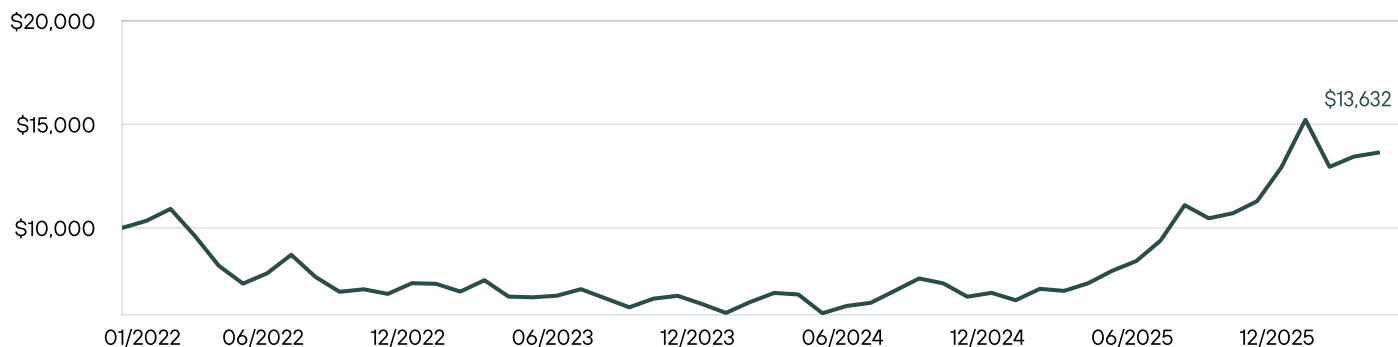
MONTHLY RETURNS (%)¹

	JAN	FEB	MAR	APR	MAY	JUN	JUL	AUG	SEP	OCT	NOV	DEC	YTD
2026	14.42	17.84	-14.94	3.80	1.44								20.77
2025	2.82	-5.23	8.47	-1.40	5.28	8.25	5.96	11.73	18.25	-5.73	2.36	5.41	69.12
2024	-5.84	-6.88	8.88	6.89	-1.07	-13.38	5.98	2.46	9.15	8.50	-3.12	-8.83	-0.67
2023	7.60	-0.43	-5.15	7.96	-10.61	-0.50	1.16	4.71	-6.23	-6.64	6.81	2.09	-1.33
2022		3.40	5.57	-11.86	-15.09	-10.56	6.82	11.47	-12.25	-9.45	1.74	-3.14	-31.87

DISTRIBUTION YIELDS

DISTRIBUTION PER UNIT	CURRENT DISTRIBUTION RATE	12 MONTH TRAILING YIELD	DISTRIBUTION FREQUENCY	RECORD DATE
\$1.78	16.99%	17.20%	Annual	February 26, 2026

GROWTH OF \$10,000 INVESTED¹



TOP TEN HOLDINGS

ISSUER NAME
ABRASILVER RESOURCE CORP
CANALASKA URANIUM LTD
FIRST MINING GOLD CORP
G MINING VENTURES CORP
GOLD X2 MINING INC
KINROSS GOLD CORP
NEXGEN ENERGY LTD
NINEPOINT ENERGY FUND
OSISKO METALS INC
THEISIS GOLD AND SILVER INC

STATISTICAL ANALYSIS

STATISTICS	FUND
Cumulative Return	36.3%
Standard Deviation	29.1%
Sharpe Ratio	0.25
Total Positive Months	29
Total Down Months	22

SECTOR ALLOCATION

Materials	71%
Energy	28%
Cash and Cash Equivalents	1%

GEOGRAPHIC ALLOCATION

Canada	90%
Australia	6%
United States	3%

SECTOR ALLOCATION COMMODITY MIX

Gold	42%
Energy Fund	15%
Uranium	12%
Copper	9%
Cash & Other	8%
Critical & Industrial Minerals	5%
Silver	4%
Rare Earths	3%
Lithium	1%

Ninepoint Resource Fund Class



ninepoint.com

¹All returns and fund details are a) based on Series A shares; b) net of fees; c) annualized if period is greater than one year; d) as at May 31, 2026.

Where applicable, all figures are annualized and based on monthly returns since inception. Risk-free rate and minimum acceptable rate calculated using rolling 90-day CDN T-bill rate. The rate of return or mathematical table shown is used only to illustrate the effects of the compound growth rate and is not intended to reflect future values of the mutual fund or returns on investment in the mutual fund. Top ten holdings, sector allocation and geographic allocation as at May 31, 2026. Top ten holdings based on % of net asset value. Sector allocation based on % of net asset value. Geographic allocation based on % of net asset value and excludes cash. Numbers may not add up due to rounding. Cash and cash equivalents include non-portfolio assets and/or liabilities.

The rate of return is used only to illustrate the effects of the compound growth rate and is not intended to reflect future values of the investment fund or returns on investment in the investment fund.

The Fund is generally exposed to the following risks: Active management risk; Capital gains risk; Commodity risk; Concentration risk; Convertible securities risk; Currency risk; Cybersecurity risk; Derivatives risk; Exchange traded funds risk; Foreign investment risk; Inflation risk; Liquidity risk; Market risk; Performance fee risk; Regulatory risk; Rule 144A and other exempted securities risk; Securities lending, repurchase and reverse repurchase transactions risk; Series risk; Short selling risk; Small capitalization natural resource company risk; Small company risk; Specific issuer risk; Tax risk; Uninsured losses risk.

Ninepoint Partners LP is the investment manager to the Ninepoint Funds (collectively, the "Funds"). Commissions, trailing commissions, management fees, performance fees (if any), and other expenses all may be associated with investing in the Funds. Please read the prospectus carefully before investing. The indicated rate of return for Series A shares of the Fund for the period ended May 31, 2026 is based on the historical annual compounded total return including changes in share value and reinvestment of all distributions and does not take into account sales, redemption, distribution or optional charges or income taxes payable by any unitholder that would have reduced returns. Mutual funds are not guaranteed, their values change frequently and past performance may not be repeated. The information contained herein does not constitute an offer or solicitation by anyone in the United States or in any other jurisdiction in which such an offer or solicitation is not authorized or to any person to whom it is unlawful to make such an offer or solicitation. Prospective investors who are not a resident in Canada should contact their financial advisor to determine whether securities of the Fund may be lawfully sold in their jurisdiction.

The information provided is general in nature and is provided with the understanding that it may not be relied upon as, nor considered to be, the rendering or tax, legal, accounting or professional advice. Readers should consult with their own accountants and/or lawyers for advice on the specific circumstances before taking any action.

Ninepoint Partners LP: Toll Free: 1.866.299.9906. DEALER SERVICES: CIBC Mellon GSSC Record Keeping Services: Toll Free: 1.877.358.0540